



20-Minute Update: Complying with the July 1st, 2025 Start of the 2024 NIH Public Access Policy

**Scholarly Communications Librarian:
Nancy Shin, B.Sc., MLIS, AHIP**

JOHNS HOPKINS
UNIVERSITY & MEDICINE

Welch Medical Library

New Implementation Timeline: 2024 NIH Public Access Policy

- ▶ The National Institutes of Health (NIH) first passed its [Public Access Policy](#) on April 7, 2008, in order to advance science and improve human health.
- ▶ What is the new implementation timeline for the 2024 Public Access Policy?
 - ▶ The 2024 Public Access Policy is effective for manuscripts accepted for publication on or after July 1, 2025.



NIH Public Access Policy Comparison: 2008 vs. 2024

	2008 Public Access Policy April 7, 2008 until June 30, 2025	2024 Public Access Policy On or after July 1 st , 2025
Who is affected by the policy?	Person(s) funded by the NIH	Person(s) funded by the NIH
What do you submit to comply?	Final peer-reviewed manuscript version of the journal article [Either the Author Accepted Manuscript (AAM) OR the Final Published Version]	Final peer-reviewed manuscript version of the journal article [Author Accepted Manuscript is required]
Where do you submit your version of manuscript?	PubMed Central (PMC)	PubMed Central (PMC)
When do you submit to comply?	Upon acceptance of publication	Upon acceptance of publication
When do you need make your version of manuscript public?	No later than 12 months after the official date of publication (embargo period)	Upon Official Date of Publication by the publisher (i.e., no embargo period allowed)
How do you illustrate policy compliance?	Obtain PMCID (required 90 days post-publication)	Obtain PMCID (upon Official Date of Publication)

How will non-compliance of the NIH Public Access Policy affect you?

Policy non-compliance consequences:

“Noncompliance with the NIH Public Access Policy may be considered by NIH in future funding decisions for the recipient institution.

Non-competing continuation grant awards are subject to a delay in award processing for noncompliance with the NIH Public Access Policy.”




2024 NIH Public Access Policy Requirements

The [NIH Public Access Policy](#) requires **three** things of their awardees:

1. *Submission of an electronic version of the Author Accepted Manuscript to PubMed Central upon its acceptance for publication for public availability without embargo upon the Official Date of Publication;*
2. *An acknowledgment in the Author Accepted Manuscript and Final Published Article that satisfies the requirements in the NIH Grants Policy Statement (GPS) regarding communicating and acknowledging federal funding ([GPS 4.2.1](#) and [GPS 8.2.1](#)); and*
3. *When an Author Accepted Manuscript is submitted to NIH, agreeing to a standard license that mirrors that of the Government Use License at [2 CFR 200.315](#), or its successor regulation, explicitly granting NIH the right to make the Author Accepted Manuscript publicly available through PubMed Central without embargo upon the Official Date of Publication.*

Steps to Compliance

1. Prior to Publication
2. Submission to PMC
3. After Submission to PMC
4. Monitoring Compliance



1. Prior to Publication: Choosing a Journal

Choose a Journal that Complies with NIH Policy

- ▶ Before Paper Submission to a chosen Publisher, You **MUST** confirm that publisher policies allow you to comply with the 2024 NIH Public Access Policy.

Note:

- If the journal you've selected, will not comply with one of the four submission methods with NIHMS, it is your responsibility to choose a journal that will comply with the Public Access Policy
- Authors are not required to pay any publisher fees to comply
- Choosing to publish open access does not alone achieve compliance



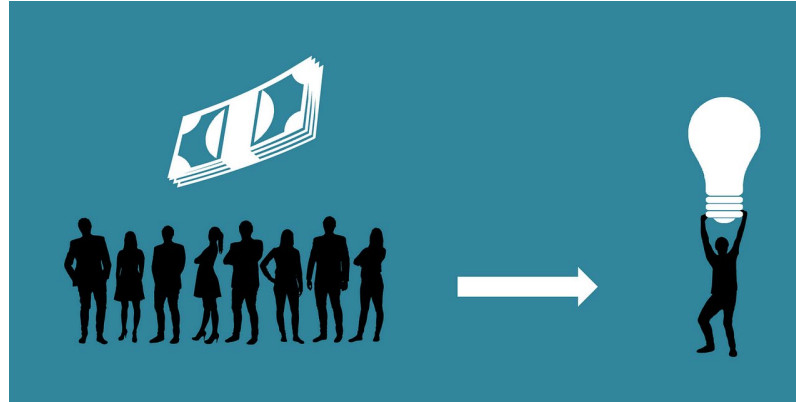
1. Prior to Publication: Acknowledging NIH as Your Funder

Acknowledge NIH as Your Funder

- ▶ During the Paper Submission Process to a Publisher, You MUST have an acknowledgment in the Author Accepted Manuscript and Final Published Article that satisfies the requirements in the NIH Grants Policy Statement (GPS) regarding communicating and acknowledging federal funding.

Suggested language for this statement:


“This manuscript is the result of funding in whole or in part by the National Institutes of Health (NIH). It is subject to the NIH Public Access Policy. Through acceptance of this federal funding, NIH has been given a right to make this manuscript publicly available in PubMed Central upon the Official Date of Publication, as defined by NIH.”



1. Prior to Publication: Watching Submission Timeline

Submit Author Accepted Manuscript on Time

- ▶ You MUST submit an electronic version of the Author Accepted Manuscript to PubMed Central upon its acceptance for publication for public availability without embargo upon the Official Date of Publication via the [NIH Manuscript Submission System](#) (NIHMS).
 - "Upon acceptance of publication," can be interpreted as that window of time between when the AAM is accepted and done and when the Final Published Article is published by the publisher
 - **TIP:** Best to deposit as early as possible and much before the official date of publication to ensure compliance; it takes time to process your deposit into NIHMS and to issue a PMCID, which is your proof of compliance



2. Submission to PMC: Choosing a NIHMS Method

Choose A NIHMS Method

- ▶ You MUST complete approval steps in NIHMS to ensure timely PMCID assignment, specifically:
 - ✓ Select between NIHMS Methods C or D when depositing your AAM into PMC via NIHMS:
 - ☐ **Method C:** the author or a delegate deposits the AAM into PMC through NIHMS; once all related files have been uploaded into NIHMS, a NIHMSID will be assigned to you. After submission it is important to monitor your NIHMS account for communications which will require action to receive your PMCID.
 - ☐ **Method D:** the publisher, if on the [list of Method D publishers](#), deposits the initial deposit for you of the AAM into PMC via NIHMS. After the manuscript is deposited, the author is required to log into NIHMS and approve both the PDF receipt and the web version of the article. This approval step is necessary for the PMCID to be assigned.
 - ✓ Please note Method D risks being non-compliant if the publisher is late depositing the AAM to PMC

2. Submission to PMC: Retaining Copyright

Retain Copyright Using Standard License

- ▶ During the AAM submission process, you must agree to a standard license that mirrors that of the Government Use License at [2 CFR 200.315](#), or its successor regulation, explicitly granting NIH the right to make the Author Accepted Manuscript publicly available through PubMed Central without embargo upon the Official Date of Publication.



3. After Submission to PMC: Preparing to Monitor Compliance (Part I)

Prepare to monitor compliance through MyNCBI's My Bibliography

- ▶ Link your MyNCBI's My Bibliography to your eRA Commons account to give you access to monitoring submission compliance.
- ▶ Watch for receipt of your temporary NIHMSID number by email to either the PI or the corresponding author.



3. After Submission to PMC: Preparing to Monitor Compliance (Part II)

Prepare to monitor compliance through MyNCBI's My Bibliography

- Manually add your manuscript info as a new citation that is "forthcoming" in your MyNCBI's My Bibliography. Once you get your NIHMSID, you can "edit status" of your citation to add your NIHMS ID number.

The screenshot shows the 'My Bibliography' page for Nancy Shin. A red circle highlights the 'Add citations' button, which has a sub-menu with 'From PubMed', 'From a file', and 'Manually'. A green arrow points from this menu to the 'Add citation manually' dialog box. In this dialog, the 'Forthcoming' radio button is selected and circled in red. The form includes fields for Title, Author (First Name, MI, Last Name), Journal, Publication Date (DD, YYYY), Volume, Issue, Page, URL, and Unique ID (Type: PMID).

5. How do I link a citation to an NIHMSID?

1. In the award view, activate the pop-up wizard by clicking either a hollow dot, red dot, question mark or use the search box to filter/locate the citation.

The screenshot shows the 'Edit Public Access Compliance Status' dialog box. A red circle highlights the 'Public Access Compliance' status, which is 'Not defined'. A green arrow points from this status to the 'Edit Public Access Compliance Status' dialog box. In this dialog, the 'This citation has been submitted. NIHMS ID:' radio button is selected and circled in red. The dialog also includes a text box for the NIHMS ID and a 'Save' button.

Be sure to save your changes to close the window.

4. Monitoring Compliance:

Monitor and Account for Compliance


- ▶ Obtain and note your PMCID from your MyNCBI's My Bibliography as proof of policy compliance.



How JH Libraries Can Support Policy Compliance

► JH Libraries can help you with ...

- Journal Selection
- Process of depositing your AAM into NIHMS
- Linking your MyNCBI My Bibliography to eRA Commons



Contact



Nancy Shin, B.Sc., MLIS, AHIP
Scholarly Communications Librarian
nshin4@jhu.edu

To learn more about Journal Selection, check out our [Scholarly Publishing LibGuide](#).

To learn more about Open Access Publishing, check out our [OA Publishing LibGuide](#)

Thank you! Questions??

Referenced Presentation Resources

► **LibGuides**

- [NIH Public Access Policy LibGuide](#)
- [Open Access Publishing LibGuide](#)

► **NIH**

- [NIH Message from the NIH Director about the New Implementation Timeline](#)
- [2024 NIH Public Access Policy](#)
- [NIH Public Access Policy](#)
- [OSTP Public Access Memo of 2022/Nelson Memo](#)
- [NIH Manuscript Submission System](#)